

# Dottie by *moda*

Quilt is 72" x 72".

## Fabric Requirements

---

### Blocks

1 Dottie Jelly Roll (45010JR)

(You will be using 36 of the 40-2½" x width  
of fabric strips)

### Background

1 Bella Solid Jelly Roll (9900JR 98)

(40-2½" x width of fabric strips)

½ yard (9900 98)

### Binding

¾ yard (45009 49)

**Backing:** 4½ yards

---

*Featured fabric is Dottie by Moda*



Quilt is 72" x 72".

# Dottie by *moda*

*moda*

MODAFABRICS.COM

PS45010 — SUGGESTED RETAIL \$6.00



# Dottie

*moda*  
Quilt is 72" x 72".

## Fabric Cutting

**Background** (3 strips from Bella Solid Jelly Roll and 6 strips from  $\frac{1}{2}$  yard)

From  $3-2\frac{1}{2}$ " x width of fabric strips, cut  $24-2\frac{1}{2}$ " x  $4\frac{1}{2}$ " rectangles.

From  $6-2\frac{1}{2}$ " x width of fabric strips, cut  $48-2\frac{1}{2}$ " x  $4\frac{1}{2}$ " rectangles.

## Binding

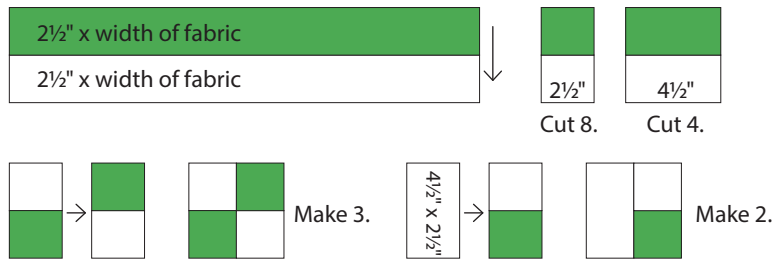
$8-2\frac{1}{2}$ " x width of fabric strips

Sew the strips end to end for the binding.

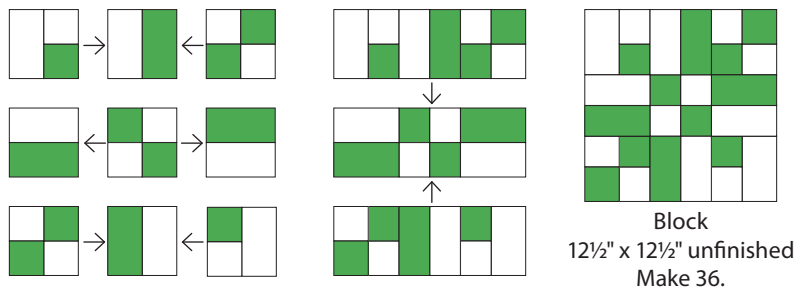
**Construction** (Use a  $\frac{1}{4}$ " seam allowance. Press in the direction of the arrows.)

### 1 To make one block

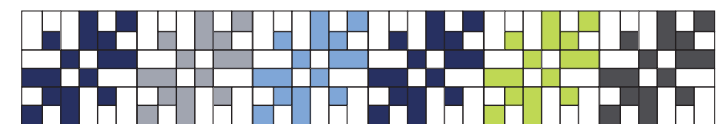
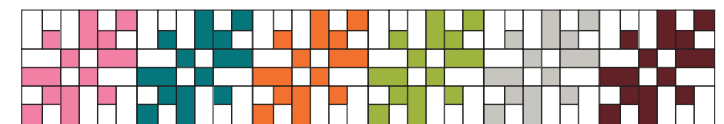
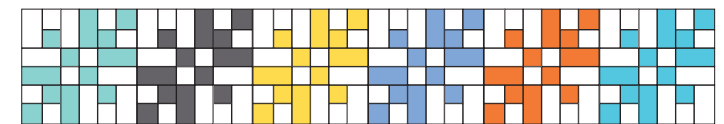
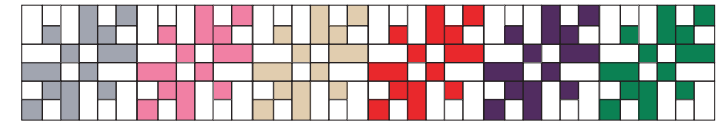
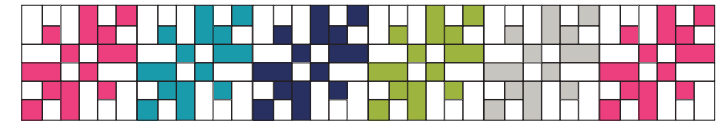
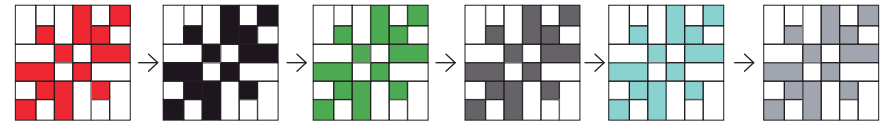
- (A) Join 1 print and 1 background  $2\frac{1}{2}$ " x width of fabric strip. Cut the strip set into  $8-2\frac{1}{2}$ " and  $4-4\frac{1}{2}$ " wide segments. Join  $2-2\frac{1}{2}$ " wide segments. Make 3. Join  $1-2\frac{1}{2}$ " segment and  $1-4\frac{1}{2}$ " x  $2\frac{1}{2}$ " background rectangle. Make 2.



- (B) Arrange and sew the units in rows as shown. Join the rows to make 1 block. Repeat to make 36 blocks.



- 2 Arrange and sew 6 rows in 6 blocks each as shown. Press the seams in opposite direction from row to row. Join the rows. Layer, quilt and bind.



*moda*